

THE CRAFTY HEDGEHOG

VOL. 2



WWW.LITTLECRAFTERSBOXES.CO.UK



1 DECEMBER 2025

LITTLE TASKS, BIG CHANGE: LCB LEARNERS TACKLE LIFE SKILLS



LCB LEARNERS HAVE BEEN BUSY THIS MONTH PROVING THAT LIFE SKILLS AREN'T JUST FOR GROWN-UPS. FROM RECYCLING AND LAUNDRY TO SHOPPING AND SORTING, CHILDREN HAVE BEEN PUTTING THEIR LIFE SKILLS BOXES INTO ACTION—AND THE PHOTOS SAY IT ALL.

DAVID KICKED THINGS OFF BY BUILDING AND USING HIS ORGANISER, TURNING A SIMPLE FLAT PACK INTO A SMART STORAGE SYSTEM. “ONE DOWN, THREE TO GO!” HE SAID, PROUDLY SHOWING OFF HIS HANDIWORK, AND LOVING GETTING STUCK IN.

OUT BY THE BINS, WILLIAM HAS BECOME THE FAMILY RECYCLING EXPERT. HE'S BEEN SORTING RUBBISH, CHECKING LABELS, AND MAKING SURE THINGS END UP IN THE RIGHT CONTAINER, NOT JUST THE NEAREST ONE.

MEANWHILE, ABI AND TILDA HAVE TAKEN CHARGE OF THE SUPERMARKET. WITH A LIST IN HAND AND PRICES TO COMPARE, THEY'VE BEEN PRACTISING BUDGETING, CHOOSING WHAT TO BUY AND WORKING OUT HOW TO GET THE BEST VALUE FOR MONEY.

BACK AT HOME, SOPHIA AND DAISY HAVE BEEN TACKLING THE LAUNDRY. FROM SORTING COLOURS TO HANGING THINGS UP, THEY'RE DISCOVERING THAT WASHING ISN'T MAGIC—IT'S A SKILL YOU CAN LEARN.

TOGETHER, THESE LCB LEARNERS ARE SHOWING THAT LITTLE TASKS CAN MAKE A BIG DIFFERENCE—TO THEIR HOMES, THEIR FAMILIES, AND THEIR CONFIDENCE.

WILLIAM THE RECYCLING RANGER



BINS AT THE READY! WILLIAM SORTS THE RUBBISH LIKE A PRO, MAKING SURE BOTTLES, CANS, AND CARDBOARD ALL GO TO THE RIGHT PLACE. PLANET: 1, LANDFILL: 0.

DAVID THE ORGANISER: BOX SKILLS LEVEL 100



DAVID PUTS HIS LIFE SKILLS BOX TO WORK, BUILDING AN ORGANISER TO KEEP EVERYTHING IN ITS PLACE. NO MORE “WHERE DID I PUT THAT?” MOMENTS HERE!

SOPHIA AND DAISY: LAUNDRY LEGENDS



FROM SORTING SOCKS TO LOADING THE MACHINE, SOPHIA AND DAISY ARE TURNING LAUNDRY DAY INTO A LIFE-SKILLS WIN. CLEAN CLOTHES, BIG SMILES!

ABI AND TILDA: SUPERMARKET SUPERSTARS



LIST IN HAND, EYES ON THE PRICES—ABI AND TILDA TAKE CHARGE OF THE WEEKLY SHOP, PRACTISING BUDGETING AND SMART CHOICES IN THE SUPERMARKET AISLES.

LEARNING IN A HAMMOCK: LIZZY SHOWS THERE'S MORE THAN ONE WAY TO STUDY



ONE LCB LEARNER HAS PROVED THAT YOU DON'T NEED A DESK AND A STRAIGHT-BACKED CHAIR TO GET GREAT LEARNING DONE.

14-YEAR-OLD LIZZY WAS PICTURED STUDYING FROM A BRIGHT BLUE HAMMOCK. WHILE GENTLY SWINGING, SHE READ, ANSWERED QUESTIONS, AND EVEN PLAYED WITH LEGO.

LIZZY FINDS THE HAMMOCK HELPS HER BODY FEEL CALM AND SUPPORTED, WHICH MAKES IT EASIER FOR HER BRAIN TO FOCUS ON THE WORK.

RADHA, CEO OF LITTLE CRAFTERS BOXES AND LCB EDUCATION, SAID, "LIZZY'S STORY REMINDS US THAT THERE ISN'T JUST ONE 'RIGHT' WAY TO LEARN. WHAT MATTERS IS THAT THE LEARNING WORKS FOR THE CHILD. IF A HAMMOCK, LEGO, OR MOVEMENT HELPS, THEN THAT'S A WIN."

TEACHERS AND FAMILIES IN THE LCB COMMUNITY OFTEN USE FLEXIBLE SEATING, FIDGET TOOLS, MOVEMENT BREAKS, AND CREATIVE SETUPS TO HELP LEARNERS STAY ENGAGED. LIZZY'S HAMMOCK IS A GREAT EXAMPLE OF HOW THINKING DIFFERENTLY CAN MAKE LEARNING MORE COMFORTABLE AND SUCCESSFUL.

TRY THIS: FINDING YOUR BEST WAY TO LEARN
HERE ARE SOME IDEAS LCB LEARNERS CAN TRY (WITH AN ADULT'S PERMISSION):

- WORK AT A TABLE, ON THE FLOOR, OR ON A CUSHION—SEE WHAT FEELS BEST.
- USE A WOBBLE CUSHION, ROCKING CHAIR, OR GENTLE MOVEMENT BREAK BETWEEN TASKS.
- HOLD A SMALL FIDGET TOY WHILE LISTENING OR THINKING.
- COMBINE LEARNING WITH SOMETHING CALMING, LIKE LEGO, DOODLING, OR COLOURING.
- ASK AN ADULT TO SCRIBE YOUR ANSWERS IF WRITING IS TIRING, SO YOU CAN FOCUS ON YOUR IDEAS.

EVERYONE'S BRAIN IS DIFFERENT, AND THAT'S OK. LIKE LIZZY, YOU CAN FIND THE WAY OF LEARNING THAT SUITS YOU BEST.

HARTLEY HEDGEHOG BOOK A BEST SELLER!



HARTLEY HEDGEHOG IS BACK WITH A BUNDLE OF WINTRY FUN! THE WINTER LOLLY STICKS CRAFT BOOK HAS ALREADY REACHED NUMBER FIVE IN THE AMAZON BESTSELLER CHARTS FOR CHILDREN'S CRAFT BOOKS—PROVING THAT CRAFTY PAWS AND CHILLY DAYS ARE A PERFECT MATCH.

KADYN'S FESTIVE CHUCKLE CORNER

HOW MUCH DID SANTA PAY FOR HIS
SLEIGH?



NOTHING, IT WAS ON THE HOUSE!

YESTERDAY I GOT AN XBOX FOR MY BROTHER.
BEST TRADE EVER

I BROKE UP WITH MY GAME CONSOLE. NOW IT
IS MY EX-BOX

I DON'T LIKE SIDE SCROLLING GAMES ON PC.
IT IS D-PRESSING

KNOCK KNOCK. WHO'S THERE?
MARY.
MARY WHO?
MARY CHRISTMAS TO YOU!

WHY DO BIRDS FLY SOUTH FOR CHRISTMAS.
BECAUSE IT IS TO FAR TO WALK

EMMA'S HELPDESK: WORKING IN A TEAM



"HOW CAN I WORK AS A TEAM WHEN MAKING UP GAMES OR DOING GROUP PROJECTS? WHAT IF WE CAN'T AGREE ON RULES, OR SOMEONE FEELS LEFT OUT WHEN WE PLAY?"

BEING IN A TEAM CAN BE FUN AND CAN HELP US FEEL LIKE WE BELONG SOMEWHERE. THIS IS IMPORTANT SO WE CAN FEEL HAPPY. BUT TEAMS CAN ALSO BE STRESSFUL PLACES, ESPECIALLY IF WE FEEL WE ARE NOT BEING LISTENED TO, OR WE FEEL WE CANNOT SPEAK UP. PERHAPS WE MIGHT NOT FEEL WE HAVE ANYTHING USEFUL TO SAY AND WE MIGHT FEEL WE WILL BE LAUGHED AT.

GIVE EACH TEAM MEMBER A ROLE, SO THAT EVERYONE FEELS INCLUDED AND VALUED. IF YOU FEEL YOUR ROLE IS NOT AS GOOD AS SOMEONE ELSE'S, OR YOU BELIEVE THAT ONLY THE "MAIN" ROLE IS WORTH HAVING, STEP BACK FOR A MOMENT AND DO A SIMPLE BREATHING EXERCISE TO REGULATE.

IF YOU FIND YOU CANNOT AGREE ON RULES, ASK EACH TEAM MEMBER TO DO A MIND MAP OF HOW THEY THINK THE END GOAL

SHOULD BE ACHIEVED. IMAGINE A TIMELINE FROM WHERE YOU ARE NOW, TO WHERE YOU WANT TO BE. WHAT STEPS DO WE NEED TO TAKE COLLECTIVELY TO REACH THAT GOAL?

RATHER THAN SEEING DISAGREEMENTS AS SOMETHING NEGATIVE, SEE IT AS EVERYONE BEING EQUALLY PASSIONATE ABOUT THE PROJECT OR GAME. AS LONG AS IT IS RESPECTFUL, THERE IS NOTHING WRONG WITH PEOPLE HAVING DIFFERENT OPINIONS. USE EACH OTHER'S STRENGTHS. SOME PEOPLE LOVE MAKING RULES WHILE OTHERS PREFER NOT TO GET INVOLVED. MAKE SURE QUIETER TEAM MEMBERS GET TO HAVE A SAY SO THEY FEEL VALUED. AND REMEMBER TO COMPROMISE WHERE NEEDED, TO ENSURE A BETTER OVERALL OUTCOME.

~EMMA OLDERSHAW

THERAPIST, WRITER AND CREATIVE WELLBEING PRACTITIONER
WWW.OPENSKIESHYPNOTHERAPY.CO.UK

FROM RUBBISH TO ROBOTS: FUN WAYS TO REUSE CHRISTMAS BOXES

WHEN CHRISTMAS IS OVER, MANY HOMES ARE LEFT WITH THE SAME PROBLEM: MOUNTAINS OF EMPTY BOXES AND CRUMPLED WRAPPING PAPER. BUT BEFORE YOU THROW THEM IN THE BIN, LCB LEARNERS HAVE A BETTER IDEA—TURN THEM INTO SOMETHING BRILLIANT.

IN THESE PHOTOS, HARRISON (10) SHOWS HOW A SIMPLE CARDBOARD BOX CAN BECOME A "BOX BOT" HELMET. WITH A FEW CUT-OUT EYE HOLES AND SOME DECORATING, HE CREATED A ROBOT COSTUME THAT'S PERFECT FOR SILLY WALKS, FUNNY PHOTOS, AND IMAGINATIVE PLAY.

"WE WANTED TO SHOW THAT THE FUN DOESN'T HAVE TO STOP WHEN THE PRESENTS ARE OPENED," RADHA SAID. "BOXES AND WRAPPING PAPER CAN BE THE START OF A WHOLE NEW GAME."



PHOTOS
HARRISON (10)
RADHA (VERY OLD)

FESTIVE BOX & WRAPPING PAPER IDEAS

HERE ARE SOME IDEAS FOR WHAT YOU COULD MAKE FROM YOUR CHRISTMAS LEFTOVERS:

- BOX BOTS & COSTUMES: TURN BOXES INTO ROBOT HEADS, ANIMAL MASKS, OR SPACE HELMETS. MINI HOUSES & CASTLES
 - BUILD HOMES FOR TOYS, DENS FOR TEDDIES, OR A CARDBOARD CASTLE.
 - BOARD GAMES: USE A FLAT BOX AS A GAME BOARD AND DESIGN YOUR OWN TRACK OR MAZE.
 - GIFT TAGS & BOOKMARKS: CUT PRETTY WRAPPING PAPER INTO SHAPES, GLUE ONTO CARD, AND PUNCH A HOLE FOR RIBBON.
 - COLLAGE ART: TEAR OR CUT WRAPPING PAPER INTO PIECES AND CREATE PICTURES, PATTERNS, OR POSTERS.
 - STORAGE BOXES: COVER BOXES NEATLY WITH LEFTOVER PAPER TO MAKE COLOURFUL STORAGE FOR CRAFTS OR TOYS.
- PUPPET THEATRE: CUT A WINDOW IN A LARGE BOX, DECORATE IT, AND USE IT AS A STAGE FOR SOCK OR PAPER PUPPETS.

THIS CHRISTMAS, THE CRAFTY HEDGEHOG CHALLENGES YOU TO SEE HOW MANY NEW CREATIONS YOU CAN MAKE FROM YOUR OLD BOXES AND PAPER. SEND US PHOTOS OF YOUR BEST IDEAS—YOU MIGHT INSPIRE NEXT YEAR'S READERS!

LEARNING WITH OUR HANDS



ETHAN'S CUSHION!



FINLEY'S SCOOPY DOO CAKE



AREEB'S HUSKY



BUD'S OCTOPUS



SONNY'S WHALE



NASH'S SQUID

WHEN WE SEW A CUSHION, ICE A CAKE, OR STUFF A SQUID, OUR HANDS ARE BUSY—BUT OUR BRAINS ARE LEARNING TOO. WE'RE PRACTISING MEASURING, FOLLOWING INSTRUCTIONS, SOLVING PROBLEMS AND STICKING WITH A TASK, EVEN WHEN IT'S FIDDLY.

USING OUR HANDS CAN ALSO BE CALMING. THE FEEL OF FABRIC, THE RHYTHM OF STITCHING, THE CAREFUL PIPING OF ICING OR THE SQUEEZE OF STUFFING INTO A TOY CAN HELP OUR BODIES SLOW DOWN AND OUR THOUGHTS UNTANGLE. IT GIVES US SOMETHING REAL TO HOLD ON TO WHILE OUR MINDS RELAX.

ETHAN, FINLEY, AREEB, BUD, SONNY AND NASH HAVE ALL PROVED THAT LEARNING DOESN'T ONLY HAPPEN IN BOOKS. SOMETIMES THE MOST POWERFUL LESSONS COME FROM MAKING, MENDING AND CREATING WITH OUR OWN HANDS—AND HAVING SOMETHING TO BE PROUD OF AT THE END.

ACADEMICS MAY NOT BE HIS THING, BUT HE CAN STILL BE SUCCESSFUL IN HIS PASSIONS

HE CAME FIRST IN THE WETS HILL CLIMB SERIES TODAY. HE HASN'T STOPPED GRINNING SINCE.


KEEP THE FAITH AND TRUST IN HOME EDUCATION. SIT IN THE WOBBLES AND KNOW THAT THEY WILL COME AND GO. AVOID THE TRAP OF COMPARING YOUR CHILD WITH OTHERS. ALLOW THEM TO BE JUST WHERE THEY NEED TO BE.

KNOW THAT THEY WILL ACCOMPLISH THINGS WHEN THEY ARE READY. KNOW IT'S OK NOT TO BE DOING GCSE MATHS, OR READING FLUENTLY, AT FOUR YEARS OLD.

CHILDREN WILL LEARN WHAT THEY NEED TO LEARN, AND ONLY WHEN THEY HAVE THE DESIRE FOR AN OUTCOME.

~ SARINA G (A PROUD MUM)

A POEM ABOUT NIGHT AND DAY



DAY BEGINS WITHOUT ASKING,
LIGHT SEEPS THROUGH THE
CURTAINS,
AND THE WORLD BEGINS TO
WAKE.

SOME PEOPLE RUSH.
SOME WALK SLOWLY.
SOME STAY STILL,

WATCHING THE CLOUDS MOVE
ACROSS THE SAPPHIRE BLUE
SKY.

THERE IS NOISE –
VOICES, ENGINES, FOOTSTEPS.
EVERYONE AND EVERYTHING
HAVE SOMEWHERE TO BE.

THE SUN RISES FROM THE EAST
LIKE IT ALWAYS HAS,
VIBRANT AND BURNING LIKE A
FIREBALL.

THEN THE LIGHT FADES.
COLOURS CHANGE.

THE SKY BECOMES SILENT AND
EERIE.
AT THE NIGHT, THE STARS WAIT.
NOT LOUD, NOT BUSY.
JUST THERE,

WATCHING FROM FAR AWAY.

~ PHOEBE B.



CRAFTY COOKING CORNER

DYLAN'S CHRISTMAS TRAYBAKE



INGREDIENTS

400G CHICKEN
6 SAUSAGES
STREAKY BACON (A FEW RASHERS)
200G CARROTS, PEELED AND SLICED
200G PARSNIPS, PEELED AND DICED
100G BRUSSELS SPROUTS
50G GARDEN PEAS
HONEY
GRAVY

1 LARGE FOIL TRAY

DIRECTIONS

1. PREHEAT THE OVEN TO 180°C (FAN).
2. PEEL AND CHOP THE CARROTS AND PARSNIPS, THEN PARBOIL THEM IN A PAN OF BOILING WATER FOR ABOUT 5 MINUTES TO SOFTEN.
3. DRAIN THE CARROTS AND PARSNIPS, TIP THEM INTO THE FOIL TRAY, DRIZZLE WITH HONEY, MIX WELL, AND PUT THE TRAY IN THE OVEN.
4. WHILE THE HONEY-COATED VEGETABLES START TO ROAST, PREPARE THE REST OF THE VEGETABLES. CUT THE SAUSAGES, CHICKEN, AND BACON INTO SMALL PIECES.
5. OPTIONAL, BUT TASTY: BROWN THE SAUSAGES AND CHICKEN IN A HOT OILED PAN FOR EXTRA FLAVOUR.
6. AFTER ABOUT 20 MINUTES, TAKE THE TRAY OUT OF THE OVEN AND ADD THE BRUSSELS SPROUTS AND PEAS TO THE CARROTS AND PARSNIPS.
7. SCATTER THE CHOPPED CHICKEN, BACON, AND SAUSAGES ON TOP OF THE VEGETABLES.
8. POUR OVER PLENTY OF GRAVY, MAKING SURE EVERYTHING IS LIGHTLY COVERED.
9. RETURN THE TRAY TO THE OVEN AND COOK FOR ANOTHER 20-25 MINUTES, OR UNTIL THE MEAT IS COOKED THROUGH AND THE VEGETABLES ARE TENDER AND GOLDEN AT THE EDGES.

SERVE HOT AND ENJOY A COSY, ALL-IN-ONE FESTIVE DINNER!

YOU CAN USE MEAT-FREE ALTERNATIVES TOO.

LOIS' ROSEHIP SYRUP



ROSEHIPS ARE THE BRIGHT RED FRUITS THAT GROW ON WILD ROSE BUSHES, AND TURNING THEM INTO SYRUP ISN'T JUST TASTY – IT'S SURPRISINGLY GOOD FOR YOU TOO.

ROSEHIPS ARE NATURALLY RICH IN VITAMIN C, WHICH HELPS KEEP OUR IMMUNE SYSTEMS STRONG, ESPECIALLY IN THE COLDER MONTHS. A SPOONFUL OF ROSEHIP SYRUP IN WARM WATER CAN BE A COMFORTING DRINK WHEN EVERYONE SEEMS TO BE SNIFFLING.

THEY ALSO CONTAIN ANTIOXIDANTS, WHICH HELP PROTECT OUR BODIES' CELLS, AND A RANGE OF GENTLE PLANT COMPOUNDS THAT HAVE BEEN LINKED TO SUPPORTING HEALTHY JOINTS AND REDUCING INFLAMMATION.

BECAUSE ROSEHIP SYRUP IS SWEET AND FRUITY, IT'S AN EASY WAY FOR CHILDREN (AND ADULTS!) TO ENJOY THESE BENEFITS – DRIZZLED OVER YOGHURT OR PORRIDGE, STIRRED INTO DRINKS, OR USED AS A SIMPLE DESSERT SAUCE.

OF COURSE, IT'S STILL A SYRUP, SO IT SHOULD BE ENJOYED IN SMALL AMOUNTS AS A TREAT, BUT IT'S A LOVELY WAY TO MAKE USE OF A WILD, SEASONAL INGREDIENT AND BRING A LITTLE EXTRA GOODNESS INTO AUTUMN AND WINTER.



PICK



FREEZE



SMASH



BOIL



STERALISE



DRAIN



SWEETEN



BOTTLE

MATILDA'S PUMPKIN PIE RECIPE



INGREDIENTS

425G PUMPKIN PURÉE
320G CONDENSED COCONUT MILK
1 TSP CINNAMON
½ TSP GINGER
½ TSP SALT
¼ TSP NUTMEG
¼ TSP CLOVE
3 TBSP CORNFLOUR
1 X 30CM PASTRY CASE (SHOP-BOUGHT OR HOMEMADE)

DIRECTIONS

1. PREHEAT THE OVEN TO 220°C.
2. MIX ALL OF THE INGREDIENTS TOGETHER IN A BOWL UNTIL SMOOTH.
3. POUR THE MIXTURE INTO YOUR PASTRY CASE. IF YOU MADE YOUR OWN PASTRY, YOU CAN DECORATE THE TOP WITH ANY LEFTOVER PASTRY SHAPES.
4. BAKE FOR 15 MINUTES AT 220°C.
5. TURN THE OVEN DOWN TO 160°C AND BAKE FOR A FURTHER 40 MINUTES.
6. LEAVE THE PIE TO COOL SLIGHTLY.
7. ENJOY!



SOPHIA'S CUPCAKES

NOAH'S CHRISTMAS CAKE



DAVID'S TREATS AND BAKES



CRAFTING A CALMER HALF TERM: DANIEL AND LUCY'S BIG WIN



A VERY EXCITED DANIEL RECEIVED HIS FIRST LITTLE CRAFTERS BOX LAST MONTH. THE NOVEMBER LCB BOX ARRIVED RIGHT AT THE START OF THE WEEK—PERFECT TIMING. ON MONDAY MORNING, SISTER LUCY SETTLED DOWN WITH AN LCB ELECTRIC SLIDE PROJECTOR CRAFT LINKED TO HER SCHOOL TOPIC, WHILE DANIEL OPENED HIS LIFE SKILLS BOX.

BY LUNCHTIME, DANIEL HAD ALREADY COMPLETED THE ROBOT VACUUM, THE WHEELIE BIN AND THE DESK TIDY. MUM WAS ABLE TO SIT ALONGSIDE HIM, GIVING HIM THE SUPPORT HE NEEDED, WHILE STILL BEING THERE FOR LUCY. “A MASSIVE WIN FOR ME!” SHE WROTE.


THEN DANIEL TOOK THINGS EVEN FURTHER. HE DECIDED TO IMPROVE HIS WHEELIE BIN BY ADDING A SPRING CLOSURE. IN THE PAST, TRYING TO CHANGE A BUILD LIKE THIS COULD LEAD TO FRUSTRATION AND OVERWHELM. THIS TIME, HE STAYED CALM, PLANNED HIS IDEA AND MADE IT WORK—ALL BY HIMSELF, APART FROM NEEDING HELP TO FIND AN OLD NAIL IN THE SHED.

LATER IN THE WEEK, THE WHOLE FAMILY JOINED IN A HALLOWEEN CRAFT DAY. BETWEEN THEM, DANIEL AND LUCY CREATED A HAUNTED HOUSE, A WREATH, A SPIDER LANTERN AND MORE. DANIEL WAS ESPECIALLY PROUD OF HIS PAINTING, WHICH IS A NEW SKILL FOR HIM, AND LUCY FELT PROUD OF HER ENGINEERING, WHICH DOESN'T ALWAYS COME EASILY.

“BEING ABLE TO SPEND SOME TOGETHER-TIME MEANS SUCH A LOT TO ME AND (HOPEFULLY) TO THE WHOLE FAMILY,” THEIR MUM SAID.

THEIR MUM FINISHED HER MESSAGE WITH A BIG THANK YOU: “I’M SO GRATEFUL THAT I STUMBLED ACROSS LCB YEARS AGO. THANK YOU TO THE WHOLE TEAM.”

FANTASTIC AND STRANGE: HOLLY’S ART SHINES



HOLLY HAS SPENT THE LAST MONTH WORKING ON THE AQA UNIT ART AND DESIGN: FANTASTIC AND STRANGE—AND HER FINAL PIECES ARE ANYTHING BUT ORDINARY.

HER HARD WORK HAS PAID OFF. HOLLY HAS BEEN BEAMING WITH PRIDE EVER SINCE.

THESE FINAL PIECES ARE A BRILLIANT REMINDER THAT TAKING YOUR TIME, EXPERIMENTING WITH IDEAS AND SEEING A PROJECT THROUGH CAN LEAD TO SOMETHING TRULY SPECIAL.

FUNCTIONAL SKILLS EXAMS

UPCOMING SPEAKING & LISTENING ASSESSMENT DATES:

ENGLISH LEVEL 1
THURSDAY 12TH
FEBRUARY 2026 AT 1PM

ENGLISH LEVEL 2
THURSDAY 26TH
FEBRUARY 2026 AT 1PM

EMAIL US TO BOOK ON!

EXAMS
@LITTLECRAFTERSBOXES.
CO.UK



WORK WE LOVED THIS MONTH



~CELIA O'B

ONLINE LESSONS


2025						
December						
Key: Budding Crafters Skilled						
Sunday	Monday	Tuesday	Wednesday	Thursday	Friday	Saturday
	1 GAMING: HAND-EYE (LISA)	2 SCIENCE: FORCES (ELISABETH)	3 CODING: BLOCKY CODING (ELISABETH)	4 LIFE SKILLS: LONG-TERM STRATEGIES (ELISABETH)	5 GAMING TURN TAKING (LISA)	6
7	8 SCIENCE: HYDRAULICS (ELISABETH)	9 MATHS: JIGSAWS (LISA)	10 MATHS: DOMINOES (ELISABETH)	11 MATHS: EQUATIONS (ELISABETH)	12 ART: VIDEO GAME PORTRAITS (ELISABETH)	13
14	15	16	17	18	19	20
21	22	23	24	25	26	27
LCB CLOSED FOR HOLIDAY						
28	29	30	31			

WHAT'S ON IN DECEMBER?

(GAME ON!)

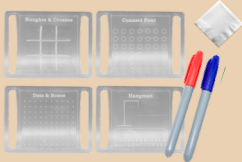
Budding Crafters

GAMES: HAND-EYE COORDINATION



Buzz Wire Game

125062 INTRODUCTION TO TURN-TAKING (KEY SKILLS / KEY SKILLS: WORKING WITH OTHERS)



Travel Game Set

117903 COMPLETING JIGSAWS WITH SUPPORT (BOARD GAMES / PE SPORT, LEISURE AND RECREATION)



Escape the Yeti Puzzle

Standard Crafters

108066 PHYSICS: ENERGY, FORCES AND THE STRUCTURE OF MATTER (UNIT 2) (PHYSICS / SCIENCE)



Mini Bowling Ally

118006 BASIC BLOCKY CODING TO NAVIGATE A MAZE (COMPUTER SCIENCE)

ARCADE GAMES: HYDRAULICS

Deluxe Add-on Option



Hydraulic Claw

124555 CREATING A VIDEO GAME STYLE SELF-PORTRAIT (ART AND DESIGN / GAMING)



Fish Tetris Puzzle

124452 DEVELOPING SELF-CONTROL WHEN PLAYING VIDEO GAMES (LIFE SKILLS)

124191 PLAYING DOMINOES (BOARD GAMES)



Hive: Snowman Edition

Skilled Crafters

117605 AIMING HIGH: DEVELOPING LONG-TERM STRATEGIES (LIFE SKILLS IMPROVING LEARNING)

DESIGNING AND MAKING A DIY HANDHELD GAMING DEVICE



DIY Handheld Gaming Device and Soldering tool

125525 SOLVING EQUATIONS (ALGEBRA / MATHS)

WHAT'S COMING NEXT MONTH?

(GREAT MYSTERIES OF THE BRITISH ISLES)

Budding Crafters

THE SCIENCE AND LORE OF FAIRY RINGS



Dartmoor Fairy Rings

MYSTERIES: THE LOCH NESS MONSTER



Loch Ness Monster Model

LEGENDS: THE BEAST OF BODMIN MOOR



Bodmin Beast Mask

GEOGRAPHY AND MATHS: BRITISH MYSTERIES

Standard Crafters

THE MYSTERY AND SCIENCE OF CROP CIRCLES



Milk Hill Crop Circle

CROP CIRCLES: GEOMETRY AND MEASUREMENTS

BRITISH CULTURE: THE GREEN MAN



Green Man Mandala

BRITISH CULTURE: THE LEGEND OF KING ARTHUR



Sword in the Stone Pencil pot

THE FAIRY FLAG OF DUNVEGAN

Deluxe Add-on Option



Fairy Flag of Dunvegan

Skilled Crafters

CRITICAL THINKING: THE DISAPPEARANCE OF THE FLANNAN ISLE LIGHTHOUSE KEEPERS

RESEARCH PROJECT: BRITISH LEGENDS AND MYSTERIES

MATHS: METEOROLOGICAL DATA



Flannan Isles and the Lighthouse Keepers